

# X-SEAT AIR

## SELLA X-SEAT AIR

ACERBIS®


COD. 500005997 REV.2

ACERBIS PART



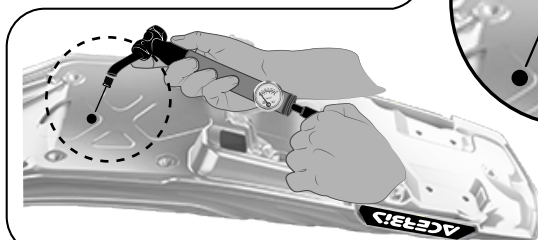
**The X-SEAT AIR features an internal inflatable bladder which allows the user to customize the firmness and height of the seat.**

All'interno della X-SEAT AIR, è presente un cuscino ad aria gonfiabile. Permette di personalizzare durezza e altezza della sella.




**The inflation valve is located under the seat. A manual hand pump is required to inflate the seat.**

Sotto la sella si trova la valvola di gonfiaggio.



**To inflate the internal bladder connect the included needle tip to the pump and insert into the seat. For best results lube the needle with a silicone based lubricant.**

Gonfiare aria nel cuscino tramite la pompa manuale e la valvola in dotazione. Si consiglia per un miglior inserimento dell'ago nella valvola, di usare del grasso silconico.



**HARD/HIGH**



**SOFT/LOW**

**The firmness/height of the seat changes based on how much pressure is in the internal bladder.**

Per ottenere diverse durezza/altezze, variare la pressione del cuscino interno.



**Warning: Do not overinflate the bladder. Max pressure is 0.6 bar**

ATTENZIONE: utilizzare solo pompe manuali. Non utilizzare compressori. Max pressione 0,60 BAR.

**Warning: The plastic bottom of the X-SEAT AIR will flex and deform depending on how much air pressure has been added to the seat. This is normal and does not affect performance.**

ATTENZIONE: quando il cuscino viene gonfiato, deforma il fondo in plastica. Questo non causa rottura o difettosità della sella, ma è la naturale deformazione data dalla pressione dell'aria.

### WARNING!

Use at your own risk. Check the security of your device before you ride. Be sure that you follow the instructions installing the Acerbis products. Do not ride if there is missing or damaged hardware. If this is the case, take the item immediately back to your dealer. Make sure the throttle and other controls are free every time you ride. Lack of attention to instruction and warning could lead to interference with the controls, loss of control, and an accidents. Acerbis recommends that installation must be done by a licensed mechanic and that only Acerbis is original parts are used during fitting. Acerbis makes no guarantees or representations, express or implied, regarding the fitness of its products for any particular purpose. Acerbis makes no guarantees or representations, express or implied, regarding the extent to which its product protect individuals or property from injury or death or damage.